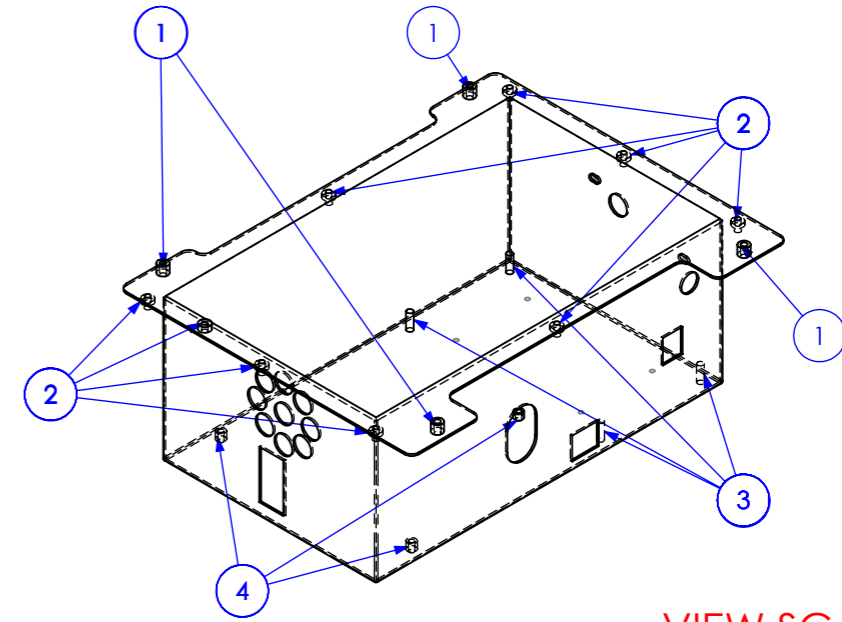
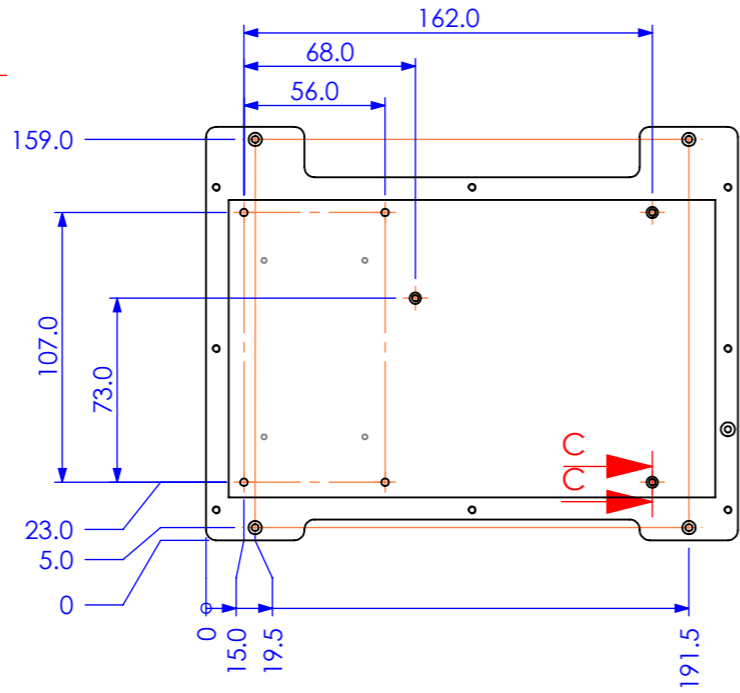
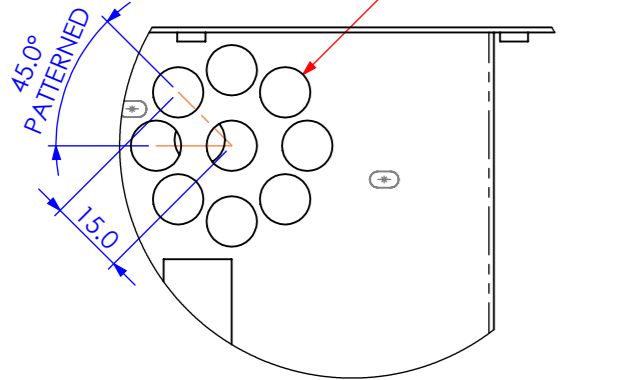
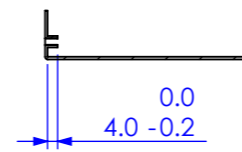


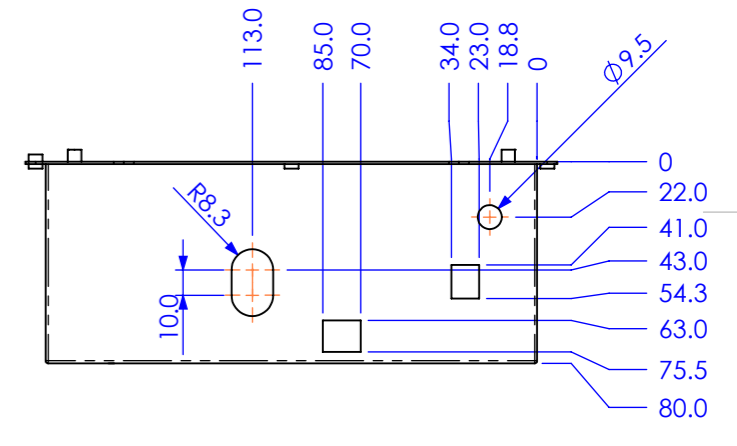
DETAIL A
SCALE 2 : 3



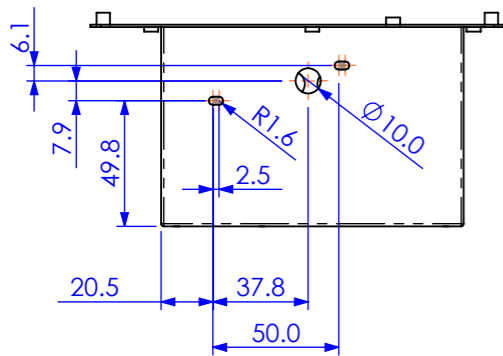

SECTION C-C
SCALE 1 : 3



VIEW SCALE 1:3

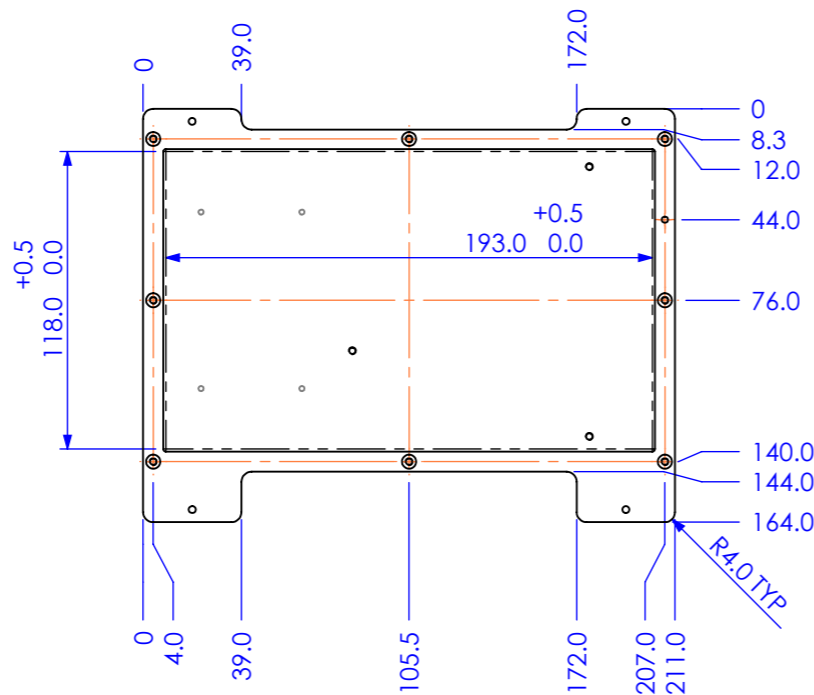


Grind all welds flush this face



- 1.) All joining edges welded and dressed.
- 2.) Ensure Lid, 02-0086, lines up with M3 mounting standoffs

ITEM No	PART NUMBER	QTY	Description
1	SO-3.5M3-6ZI	4	STAND OFF M3 6MM, 5.3MM DIA.
2	RMHB-M3-20ZI	9	MINI RIVET BUSH M3 X 4MM
3	FH-M3-5ZI	4	SELF CLICHING THREADED STUD M3 X 10MM
4	SO-M3-5ZI	3	STAND OFF, M3 X 5 MM



UNLESS OTHERWISE SPECIFIED ALL DIMENSIONS ARE IN mm.

SURFACE FINISH: - Ra

Tolerances

Dim Precision	Tolerance
0.	+/-0.5
0.0	+/-0.1
0.00	+/-0.01
0.000	+/-0.001

3rd Angle Projection

FINISH: zinc plated clear passivate

DEBUR AND BREAK SHARP EDGES

DO NOT SCALE DRAWING

REVISION AAH

This drawing is the property of Owlstone Ltd. It is to be regarded as strictly confidential and is not to be reproduced without written permission.

OWLSTONE

NAME	SIGNATURE	DATE
DRAWN: DC??		??/??/??
CHK'D: AJT		
APP'VD:		
MFG:		
Q.A:		

MATERIAL: Mild Steel 1mm

WEIGHT:

TITLE: FAIMS box

DWG NO. 02-0483

A3

SCALE: 1:2

SHEET 1 OF 1

REVISIONS

ZONE	REV.	DESCRIPTION	DATE	DRAWN BY
C1,C8	AAH	ADDED PEM E4, REMOVED FOLDED TAB D5, SHEET THICKNESS TO 1MM, A3 B4 TABS EXTENDED	29/07/2013	